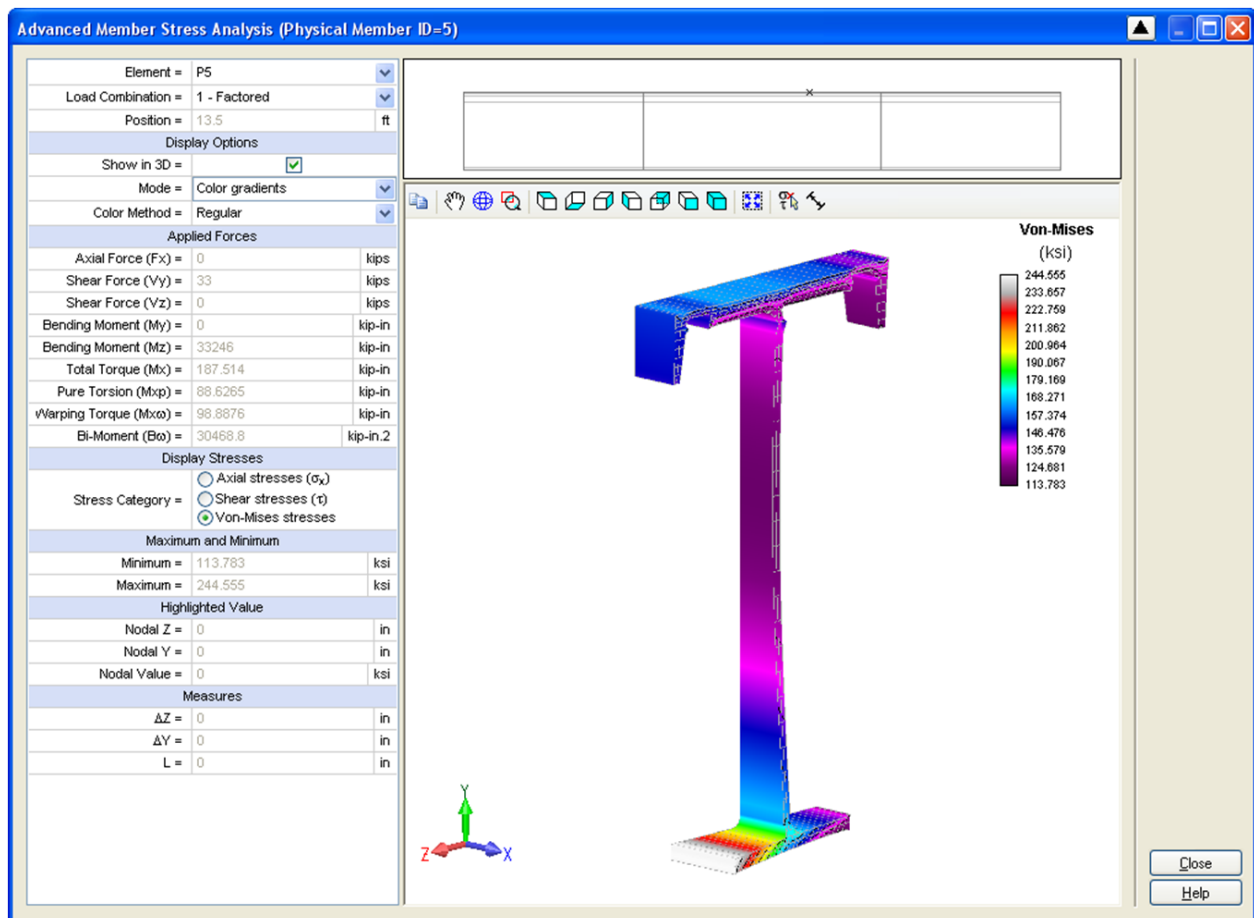





ADVANCED SECTION STRESS ANALYSIS BY FINITE ELEMENTS

Elastic stresses are calculated by the means of a finite element analysis of the cross section. Two commands are available in the **Analysis – Charts – Analysis** menu to display the results for the advanced stress analysis.

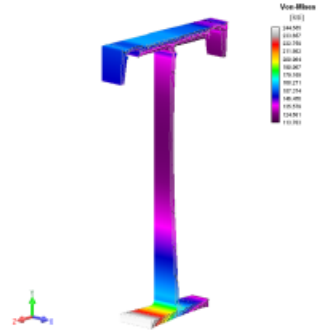
It is possible to obtain the stress distribution on the section at a specific point along a member using the **Advanced Section Stress Analysis** command from the **Analysis – Charts – Analysis** menu.




Various display options are available:




2D View




3D View




Color patches




Color gradients



Standard

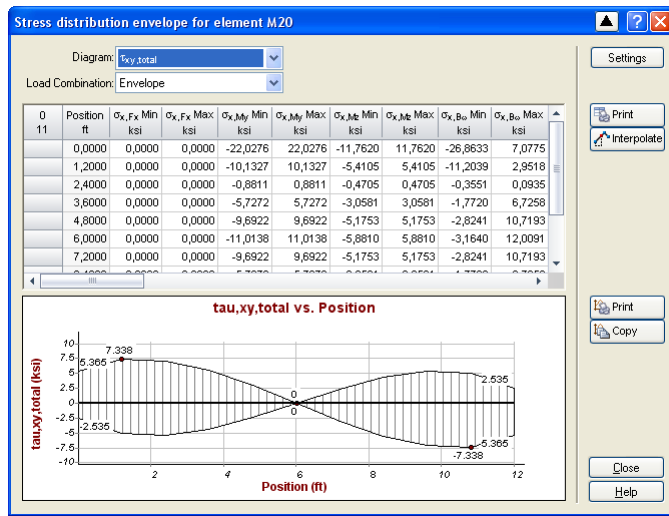
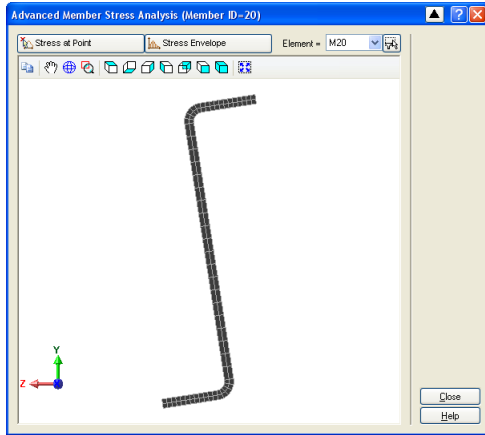


Shades of grey



Bi-color

It is possible to obtain the stress distribution along the member for a specific point on the cross section using the **Advanced Member Stress Analysis** command from the **Analysis – Charts – Analysis** menu.



SAFI QUALITY SOFTWARE INC.

All rights reserved.

3393 Sainte-Foy Road | QC | Canada

G1X1S7 | info@safi.com

T.F.1.800.810.9454 | W.418.654.9454